

Infrastructure Code of Practice





























North Everest



North Everest is a combined wellhead/production/quarters platform, producing gas and condensate from the North Everest field. The installation also processes gas and condensate from the South Everest subsea wellheads, located some 7.1km south of the North Everest production platform and Everest East Expansion (EEE) wells, located approximately 6.8km North East of the installation.

Key Facts	
Field	North Everest
Block	22/10a-A
Sector	U.K. Central North Sea
Approx. distance to land	145 nautical miles
Water Depth	90 metres (295 feet)
Hydrocarbons Produced	Gas and condensate
Export Method	All of the pipelines and risers are on the CATS Riser Platform, remote from the manned North Everest platform. Condensate is exported to the Forties Pipeline System (FPS) by infield pipeline (and onwards to Cruden Bay), and gas is exported to the CATS terminal at Teesside by the Central Area Transmission System (CATS) pipeline.
Manned / Unmanned	Manned
Operated /Non-Operated	Operated
% of Harbour Energy Equity	100.0%
First Production	1993
Accommodation On Board	80
Key Commercial Terms	None

Infrastructure information	
Entry Specification:	Produced fluids must be commercially free of odours, materials, sand and solids/fluids that might interfere or cause injury to the proper operation of the Everest platform facilities; which for the avoidance of doubt shall include any material that would affect the merchantable value of Everest products.
Exit Specification:	To meet the required specifications of CATS for export gas and FPS for export condensate.
Outline details of Primary separation processing facilities:	Initial stage separation for the Everest process is through a two-phase vertical HP separator.
Outline details of gas treatment facilities:	The Everest gas processing facilities comprise two parallel compression trains from the gas outlet of the HP separator. Each compression train consists of booster compression followed by TEG dehydration and export compression.

High Level Capacity Information						
The basic capacity information is portrayed by colour coded 'traffic lights' that reflect thresholds of availability over the next 5 years.						
>25% capacity available		5% - 25% capacity available		< 5% capacity available		
North Everest Platform firm processing capacity available	Ullage as % of system capacity					Comment
	2024	2025	2026	2027	2028	
Oil export capacity						6,500 bbl/day (oil processing and export)
Gas compression						70 MMSCFD (at 10barG suction). A late-life compression project is scheduled for future execution.
Gas export capacity						Governed by compression
Gas lift capacity						None
Produced water handling capacity						1,900 bbl/day
Dehydration capacity						Governed by compression
H2S removal capacity						None
Water injection capacity						None

Disclaimer:

While this information has been prepared in good faith, no warranty or representation (implied or express) is made as to its accuracy, completeness or relevance for use by any other party and no liability is accepted by Harbour Energy under any circumstances relating to the information and the use thereof.

Last update: January 2024

Contact Information

[Email: icop@harbourenergy.com](mailto:icop@harbourenergy.com)