

Infrastructure Code of Practice


























Armada



The **Armada** hub installation consists of Drake, Hawkins and Fleming gas/condensate fields, with SW and NW Seymour and Maria fields in the UK Sector, Rev and Gaupe fields (third-party fields operated by Repsol Norge AS and AS Norske Shell) in the Norwegian Sector, all of which are tied back to Armada.

Key facts	
Field	Armada
Block	22/5b
Sector	UK central North Sea
Approx. distance to land	212 kilometres (132 nautical miles) east of Aberdeen
Water depth	89 metres (292 feet)
Hydrocarbons produced	Gas condensate and gas
Export method	Armada gas is exported via the CATS pipeline to Teesside, while the produced liquids go via the Forties Pipeline System (FPS) to the Kinneil processing plant at Grangemouth.
Manned/unmanned	Manned
Operated/non-operated	Operated
% of Harbour equity	100.0%
First production	October 1997
Accommodation onboard	62
Key commercial terms	None

Infrastructure information	
Entry specification:	Produced fluids must be commercially free of odours, materials, sand and solids/fluids that might interfere or cause injury to the proper operation of the Armada facilities; which for the avoidance of doubt shall include any material that would affect the merchantable value of Armada products.
Exit specification:	To meet the required specifications of Central Area Transmission System (CATS) for export gas and the Forties Pipeline System (FPS) for export condensate.
Outline details of primary separation processing facilities:	The Armada platform has a single gas processing train and a single condensate processing train for the Armada topsides well fluids and the Rev, Gaupe, Northwest Seymour and Maria subsea well fluids. Initial stage separation for the Armada topside well fluids is through a three-phase vertical separator. Initial stage separation for the Rev subsea well fluids is through a three-phase horizontal separator. Initial stage separation for the Gaupe, Northwest Seymour and Maria comingled subsea well fluids and Seymour Horst topsides well fluids is through a three-phase horizontal separator.
Outline details of gas treatment facilities:	The Armada gas processing facilities comprise a single gas compression train from the gas outlet of the three inlet separators. The gas compression train consists of booster compression followed by TEG dehydration and export compression.

Armada Platform firm processing capacity available	Ullage as % of system capacity					Comment
	2021	2022	2023	2024	2025	
Oil export capacity						24,000bbl/day (based on Condensate Export Pumps)
Gas compression						120 mmscfd (at 11 barg plant front end pressure)
Gas export capacity						Governed by compression
Gas lift capacity						None
Produced-water handling capacity						10,000 bbl/day
Dehydration capacity						330 mmscfd (at 11 barg plant front end pressure).
H2S removal capacity						None
Water injection capacity						None

Disclaimer:

While this information has been prepared in good faith, no warranty or representation (implied or express) is made as to its accuracy, completeness or relevance for use by any other party and no liability is accepted by Harbour Energy under any circumstances relating to the information and the use thereof.

Last update: January 2021

Contact Information

JOE HARRIS

T: 44 (0) 1224 086161

M: 44(0) 7920 547772