

Infrastructure Code of Practice





























Lomond




























The Lomond platform is a steel jacket platform designed for two parallel processing trains to separate Lomond fluids into component phases: wet gas, condensate and produced water for disposal. A compact processing unit was installed on the platform's main deck for processing Erskine fluids into the same component phases. Wet gas is exported through an in-field pipeline to the Central Area Transmission System (CATS) Riser Tower at the North Everest platform and onwards to the CATS Terminal, Teesside. Condensate is exported in the same way to the CATS Riser Tower and onwards to the Forties Pipeline System (FPS).

Key Facts	
Field	Lomond
Block	23/21a
Sector	U.K. Central North Sea
Approx. distance to land	145 nautical miles East of Aberdeen
Water Depth	83.8 metres (275 feet)
Hydrocarbons Produced	Gas and condensate
Export Method	57.8 km gas and condensate export pipeline from Lomond to CATS riser at North Everest. Thereafter, North Everest export condensate line to the Forties pipeline to Cruden Bay and CATS gas export line to the CATS Terminal at Teesside.
Manned / Unmanned	Manned
Operated /Non-Operated	Operated
% of Harbour Energy Equity	100.0%
First Production	July 1993
Accommodation On Board	79
Key Commercial Terms	Published Key Terms

Infrastructure information	
Entry Specification:	Produced fluids must be commercially free of odours, materials, sand and solids/fluids that might interfere or cause injury to the proper operation of the Lomond facilities, which for the avoidance of doubt shall include any material that would affect the merchantable value of Lomond products.
Exit Specification:	To meet the required specifications of Central Area Transmission System (CATS) for export gas and the Forties Pipeline System (FPS) for export condensate.
Outline details of Primary separation processing facilities:	The Lomond platform has a single processing train for Lomond fluids, and the Erskine Processing Module (EPM) train which processes Erskine fluids. Initial stage separation for the Lomond process is through a two-stage vertical separator; initial stage separation for the EPM process is through a three-phase horizontal separator.
Outline details of gas treatment facilities:	For the Lomond process, a single gas train consisting of booster compression followed by TEG dehydration and export compression. A second parallel compression train has been positively isolated. For the EPM process, a single gas train consisting of TEG dehydration followed by export compression (with flash gas compression from the second stage separator).

High Level Capacity Information						
The basic capacity information is portrayed by colour coded 'traffic lights' that reflect thresholds of availability over the next 5 years.						
>25% capacity available		5% - 25% capacity available		< 5% capacity available		
Lomond Platform firm processing capacity available	Ullage as % of system capacity					Comment
	2024	2025	2026	2027	2028	
Oil export capacity						10,000bbl/day (oil processing and export)
Gas compression						35 mmscfd (at 8 barg suction); more at higher suction pressures
Gas export capacity						
Gas lift capacity						None
Produced water handling capacity						5,000 bbl/day
Dehydration capacity						
H2S removal capacity						None
Water injection capacity						None

Erskine Production Module (EPM) firm processing capacity available	Ullage as % of system capacity					Comment
	2024	2025	2026	2027	2028	
Oil export capacity						16,000bbl/day (oil processing and export)
Gas compression						90 mmscfd (at 32 barg suction); more at higher suction pressures
Gas export capacity						
Gas lift capacity						None
Produced water handling capacity						6,000 bbl/day at current pressures; more at higher suction pressures
Dehydration capacity						
H2S removal capacity						None

Water injection capacity						None
--------------------------	--	--	--	--	--	------

Disclaimer:

While this information has been prepared in good faith, no warranty or representation (implied or express) is made as to its accuracy, completeness or relevance for use by any other party and no liability is accepted by Harbour Energy under any circumstances relating to the information and the use thereof.

Last update: January 2024

Contact Information

[Email: icop@harbourenergy.com](mailto:icop@harbourenergy.com)