



CHRYSAOR



PremierOil

Creating a New Independent Oil & Gas Company

03 November 2020

STRICTLY PRIVATE & CONFIDENTIAL

Disclaimer

IMPORTANT NOTICE: THIS PRESENTATION AND ITS CONTENTS ARE CONFIDENTIAL AND ARE BEING SUPPLIED TO YOU FOR YOUR INFORMATION ONLY AND ARE NOT FOR RELEASE, PUBLICATION OR DISTRIBUTION, IN WHOLE OR IN PART, DIRECTLY OR INDIRECTLY TO ANY OTHER PERSON OR IN OR INTO OR FROM THE UNITED STATES OF AMERICA, CANADA, AUSTRALIA, JAPAN, SOUTH AFRICA OR ANY JURISDICTION WHERE TO DO SO IS UNLAWFUL. ANY FAILURE TO COMPLY WITH THIS RESTRICTION MAY CONSTITUTE A VIOLATION OF APPLICABLE LAW. PERSONS INTO WHOSE POSSESSION THIS DOCUMENT COMES SHOULD INFORM THEMSELVES ABOUT, AND OBSERVE, ANY RESTRICTIONS. BY ACCESSING THIS DOCUMENT YOU AGREE TO BE BOUND BY THE FOREGOING. THIS PRESENTATION IS NOT AN OFFER OR THE SOLICITATION OF AN OFFER TO SUBSCRIBE FOR OR PURCHASE ANY SECURITIES.

The following applies to this document and any oral presentation of the information in this document by Chrysaor Holdings Limited (the “Company”) or any person on behalf of the Company, including any question-and-answer session (collectively, the “Information”). The Information has been prepared by the Company in conjunction with Premier Oil plc (“Premier”) for background information purposes only, does not purport to be comprehensive, and does not constitute or form part of, and should not be construed as, an offer or the solicitation of an offer to subscribe for or purchase any securities. No reliance may be placed for any purpose on the Information or its accuracy, fairness or completeness. You must hold the Information in strict confidence and must not disclose, reproduce, publish, or otherwise divulge any Information (or permit any of the foregoing) to any other person. The Information is provided as of its date and is subject to change without notice. Nothing in the Information constitutes legal, tax or investment advice.

Each recipient is responsible for making its own decision as to the use, accuracy, fairness and completeness of the Information. Neither Barclays Bank PLC, acting through its Investment Bank, nor BMO Capital Markets, nor RBC Europe Limited (together, the “Banks”), nor any of their Related Persons, nor any other person, has independently verified the Information. In relation to an entity, a “Related Person” means its subsidiary undertakings and affiliates (as defined in rule 501(b) of Regulation D of the United States Securities Act of 1933, as amended (the “Securities Act”)) and each of their respective directors, officers, employees, advisers and agents.

Certain industry, market and competitive position data contained in the Information may come from third party publications, studies and surveys. Such sources generally state that the data contained therein has been obtained from sources believed to be reliable, but that there is no guarantee of the accuracy, fairness or completeness of such data. While the Company believes that any such publications, studies and surveys has been prepared by a reputable party, neither the Company nor the Banks, nor any of their respective Related Persons, nor any other person has independently verified the data contained therein. In addition, certain of the industry, market and competitive position data contained in the Information comes from the Company's analysis of such third party publications, studies and surveys and the Company's own internal research and estimates based on the knowledge and experience of the Company's management in the markets in which the Company and Premier operate. While the Company believes that such research and estimates are reasonable, they, and their underlying methodology and assumptions, have not been verified and are subject to change. Accordingly, no reliance should be placed on any of the industry, market or competitive position data contained in the Information and no representation or warranty (express or implied) is given that such data is accurate, fair or complete.

Certain numbers in the Information are unaudited and are based on internal Company records. It is intended that certain of these numbers will be subject to further review in due course. Once they have been reviewed such numbers may be amended and the final numbers may differ from those set out in the Information. Until such time as that review is complete and any final numbers are published, no reliance shall be placed on, and no person shall be liable in any way in respect of, such numbers. This Information includes certain operational and financial measures not presented in accordance with IFRS and, therefore, are not measures of financial performance in accordance with IFRS and may exclude items that are significant in understanding and assessing the Company's and the Combined Group's financial results or future prospects. Therefore, these measures should not be considered in isolation or as alternative performance measures under IFRS. You should be aware that the presentation of these measures may not be comparable to similarly-titled measures used by other companies. Certain numbers in the Information, including financial information, have been subject to rounding adjustments. Accordingly, in certain instances, the sum or percentage change of the numbers contained in the Information may not conform exactly to the total figure given. Past performance of the Company and Premier cannot be relied on as a guide to future performance. Nothing in the Information is to be construed as a profit forecast or estimate.

To the fullest extent permitted by law, neither the Company, nor the Banks nor any of their respective Related Persons, nor any other person accepts any responsibility or liability whatsoever (whether in contract, tort or otherwise) for or makes any representation, warranty or undertaking, express or implied, as to the accuracy, fairness or completeness of the Information or any other information or opinion relating to the Company, Premier and their subsidiaries, affiliates or associated companies, whether written, oral or in a visual or electronic form, and howsoever transmitted or made available or for any loss howsoever arising from any use of the Information or any such other information or opinion or otherwise arising in connection with the foregoing. No person shall have any right of action against the Company, Premier, the Banks or any of their respective Related Persons or any other person in relation to the accuracy, fairness or completeness of any Information or for any loss, however arising (including in respect of direct, indirect or consequential loss or damage), from any use of the Information or otherwise arising in connection with the Information. No duty of care is owed to you or any other person in respect of the Information. In providing the Information, none of the Company, Premier nor the Banks, nor any of their respective Related Persons, nor any other person undertakes any obligation to provide the recipient(s) with access to any additional information or to update the Information, or to correct any inaccuracies in the Information.

Any securities referred to herein have not been, and will not be, registered under the Securities Act, and may not be offered or sold in the United States absent registration under the Securities Act except to qualified institutional buyers (“QIBS”) as defined in Rule 144A under the Securities Act (“Rule 144A”) or another exemption from, or in transactions not subject to, the registration requirements of the Securities Act. No money, securities or other consideration is being solicited, and, if sent in response to this document or the presentation or the information contained therein, will not be accepted.

The Information is only addressed to and directed at specific addressees who: (A) if in member states of the European Economic Area (the “EEA”), are persons who are “qualified investors” within the meaning of Article 2(e) of Regulation (EU) 2017/1129 (as amended) (“Qualified Investors”); and (B) if in the United Kingdom, are Qualified Investors who are: (i) persons having professional experience in matters relating to investments who fall within the definition of “investment professionals” in Article 19(5) of the Financial Services and Markets Act 2000 (Financial Promotion) Order 2005 (the “Order”); or (ii) high net worth entities falling within Article 49(2)(a) to (d) of the Order; or (C) are other persons to whom it may otherwise lawfully be communicated (all such persons referred to in (B) and (C) together being “Relevant Persons”). The Information must not be acted or relied on (i) in the United Kingdom, by persons who are not Relevant Persons and (ii) in any member state of the European Economic Area by persons who are not Qualified Investors. Any investment activity to which the Information relates (i) in the United Kingdom is available only to, and may be engaged in only with, Relevant Persons and (ii) in any member state of the European Economic Area is available only to, and may be engaged in only with, Qualified Investors. If you have received this Information and you are (i) in the United Kingdom and are not a Relevant Person, or (ii) are in any member state of the EEA and are not a Qualified Investor, you must not act or rely upon or review the Information and must return it immediately to the Company (without copying, reproducing or otherwise disclosing it (in whole or in part)).

The Information may include forward-looking statements, which are based on current expectations and projections about future events. These statements may include, without limitation, any statements preceded by, followed by or including words such as “target”, “believe”, “expect”, “aim”, “intend”, “may”, “anticipate”, “estimate”, “plan”, “project”, “will”, “can have”, “likely”, “should”, “would”, “could” and any other words and terms of similar meaning or the negative thereof. These forward-looking statements are subject to risks, uncertainties and assumptions about the Company and its subsidiaries and its investments, including, among other things, the development of its business, trends in its operating environment, and future capital expenditures and acquisitions. The forward-looking statements in the Information speak only as at the date of the Information. Further, certain forward-looking statements are based upon assumptions of future events which may not prove to be accurate and neither the Company, the Banks nor any of their respective Related Persons, nor any other person accepts any responsibility for the accuracy or fairness of the opinions expressed in the Information or the underlying assumptions. Actual events or conditions are unlikely to be consistent with, and may differ significantly from, those assumed. In light of these risks, uncertainties and assumptions, the events in the forward-looking statements may not occur. No representation or warranty is made that any forward-looking statement will come to pass. No one undertakes to update, supplement, amend or revise any forward-looking statements. You are therefore cautioned not to place any undue reliance on forward-looking statements.

It is a condition of you accessing the Information that you represent and warrant that: (i) you are a person to whom the Information may lawfully be communicated; and (ii) you have read, understood and agree to comply with the contents of this important notice.

Barclays Bank PLC and RBC Europe Limited are authorised by the Prudential Regulation Authority (the “PRA”) and regulated in the United Kingdom by the PRA and the Financial Conduct Authority. The Banks are acting exclusively for the Company, Premier and no one else. Neither of the Banks will regard any other person (whether or not a recipient of the Information) as a client and will not be responsible to anyone other than the Company and Premier for providing the protections afforded to its clients nor for providing advice in relation to the Information or any transaction, arrangement or other matter referred to in this Information.

All values in this document are in US\$ unless otherwise specified



Harbour
Energy



PremierOil

Definitions

| Term | Description |
|---------|--|
| 2P | Proven and probable reserves |
| 2C | Contingent resources |
| boe | Barrels of oil equivalent |
| CPR | Competent person's report |
| E&P | Exploration & production |
| EBITDA | Earnings before interest, taxes, depreciation, and amortization |
| EBITDAX | Earnings before interest, taxes, depreciation, depletion, exploration and impairment |
| ESG | Environment, social and governance |
| LC | Letter of credit |
| LTM | Last twelve months |
| mboepd | Thousand barrels of oil equivalent per day |
| mmboe | Million barrels of oil equivalent |
| n.a. | Not applicable |
| opex | Operating expenses |
| RBL | Reserve-based lending |



Table of Contents

- 1 EXECUTIVE SUMMARY
- 2 INTRODUCTION TO CHRYSAOR
- 3 PROPOSED COMBINATION WITH PREMIER OIL
- 4 SUMMARY

Section 1

Executive Summary



Introduction

Overview

- Proposed Premier Oil acquisition of Chrysaor through a reverse takeover results in creation of the largest UK-listed independent oil and gas (O&G) company
- Combined Company will join the ranks of other large, international independent O&G companies like AkerBP, Lundin, Hess, Apache Corp and Marathon

Key Players

- Premier Oil - London-listed independent O&G company with assets in the U.K, Southeast Asia and Latin America
- Chrysaor - Privately-owned, largest O&G producer in the UK
- Harbour Energy - Private equity O&G investment vehicle; provided equity funding to Chrysaor in return for ~90% economic ownership
- EIG Global Energy Partners - Energy-focused private equity firm; founder and manager of Harbour Energy

Transaction Completion Anticipated During Q1 2021

- Shareholder and creditor approval required



Highly Experienced Executive Team

The new company will be led by Linda Cook (currently CEO of Harbour Energy) as CEO, and Phil Kirk (current CEO of Chrysaor) as President. Both Linda Cook and Phil Kirk will also serve on the Board as Executive Directors



Linda Cook
MD & CEO
Harbour Energy

- Ms. Cook will serve as the CEO of the combined entity post the completion of the transaction
- She is currently a Managing Director and member of the Executive Committee of EIG Global Energy Partners, and CEO of Harbour Energy
- She retired from Royal Dutch Shell plc in 2010, at which time she was a member of the Board of Directors and the Executive Committee
- During her 29 years with Shell, she held positions including CEO of Shell Gas & Power (London and The Hague); Executive Director and CEO of Shell Canada Ltd. (Calgary); EVP Strategy & Finance for Global Exploration & Production (The Hague); and various U.S. Exploration & Production management, operational and engineering roles
- She received a B.S. in Petroleum Engineering from the University of Kansas and is currently a Trustee for the University's Endowment Association, a member of the Society of Petroleum Engineers, and a Director on the Board of Bank of New York Mellon. In the past she has served on the boards of other major companies including Cargill Inc, Marathon Oil, The Boeing Co., and KBR Inc.
- Ms. Cook's experience in a large scale public O&G company (Shell) and her years of governance experience will be invaluable in navigating the initial years for the combined entity as a listed company. Moreover, Ms. Cook has been Chair of Chrysaor since 2017 and knows the business and its strategy well



Phil Kirk
CEO
Chrysaor

- Mr. Kirk will serve as the President of the combined entity and CEO Europe post the completion of the transaction
- He is currently the CEO of Chrysaor
- After qualifying as a chartered accountant with Ernst & Young in 1991, he joined Hess in 1996 where he served a variety of roles including head of finance, North West Europe
- In 2002, he set up CH4 Energy with two ex-colleagues where he was joint managing director. CH4 acquired and operated the Markham field and associated satellites on the UK/Dutch median line
- After selling CH4 to Venture Production in 2006, he founded Chrysaor in 2007 and has led the group since then
- He has been a member of the Board of Oil and Gas UK since 2013 and is currently co-chair of the Advisory Council. He is also a past co-chair of the OGA UK Exploration Board, one of six boards responsible for driving the industry's response to the OGA's MER UK (Maximising Economic Recovery) strategy. He is also a Fellow of the Energy Institute
- Mr. Kirk's experience with Chrysaor and across the North Sea, and his relationships with partners, suppliers and the UK government will be of great benefit to the new company



Harbour
Energy



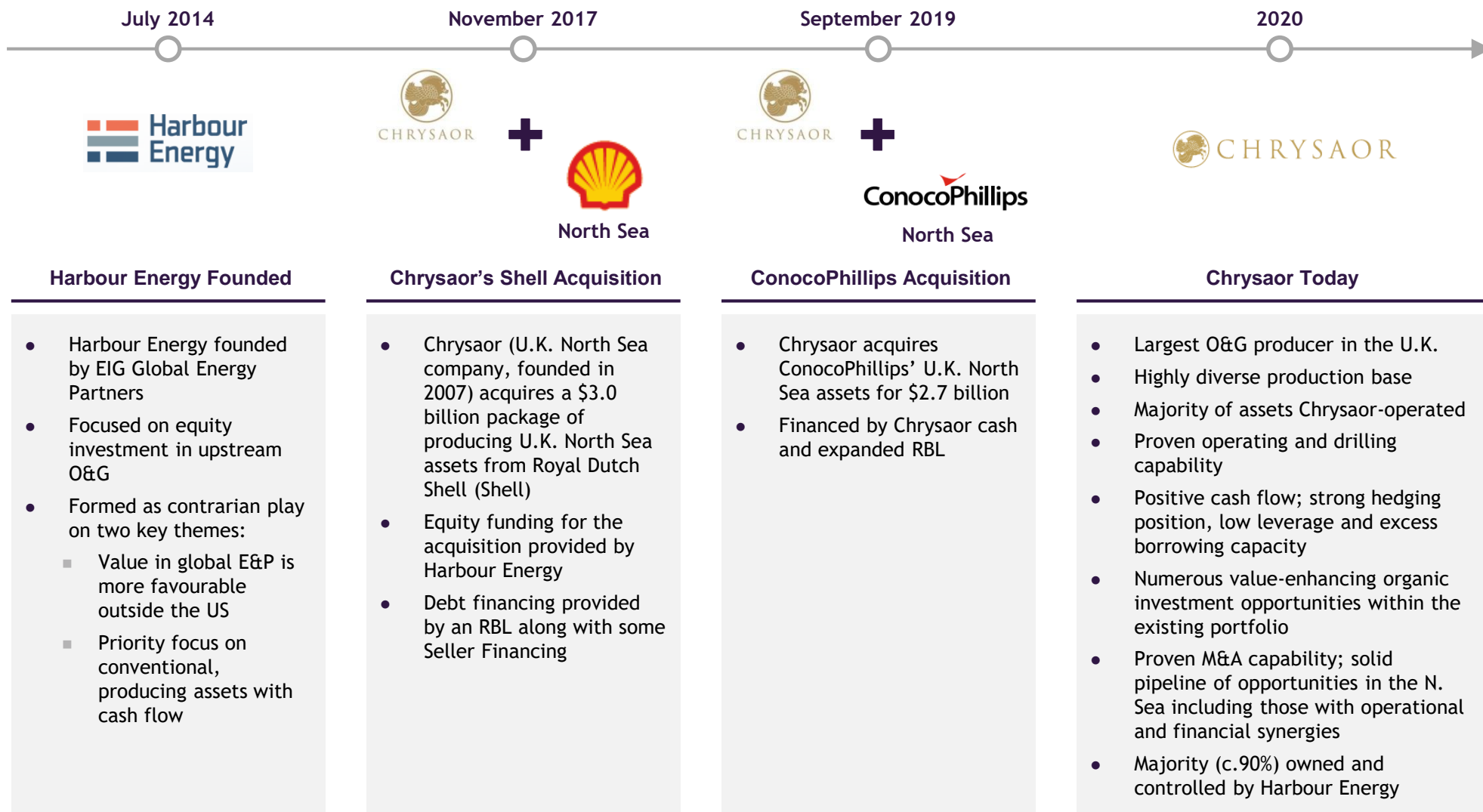
PremierOil

Section 2

Introduction to Chrysaor

The Evolution of Chrysaor

The Shell & ConocoPhillips North Sea asset acquisitions are the foundation of Chrysaor's current asset base



Chrysaor Portfolio Today

Company Summary

- Chrysaor is the UK's leading North Sea independent oil and gas company and largest net producer
- Average production in H1 2020 of 187mboepd, 2P reserves of 542mmboe¹ and 2C resources of 255mmboe¹
- Approx. 60% of production - across 5 producing hubs - operated by Chrysaor; remaining assets operated by major/large oil companies (BP, Total, CNOOC, Apache)
- Diverse, low operating cost portfolio with material position in Central North Sea and exposure to highly prospective West of Shetlands area
- Strong balance sheet with low leverage and access to significant liquidity: current RBL facility size of \$3.0bn (borrowing base \$2.5bn) with only \$1.5bn currently drawn by way of loans

| | Unit | FY2017 ² | FY2018 | FY2019 | H1 2020 |
|------------------------|--------|---------------------|--------|--------|---------|
| <i>Operational</i> | | | | | |
| Net Production | mboepd | 113 | 105 | 137 | 187 |
| 2P Reserves | mmboe | 353 | 327 | 542 | n.a. |
| Unit Operating Costs | \$/boe | 15.0 | 12.6 | 11.5 | 10.2 |
| <i>Financial</i> | | | | | |
| EBITDAX | \$mm | 1,168 | 1,405 | 1,692 | 920 |
| Net Debt / LTM EBITDAX | (x) | 1.1x | 0.4x | 1.1x | 0.8x |

Key Assets



Harbour
Energy

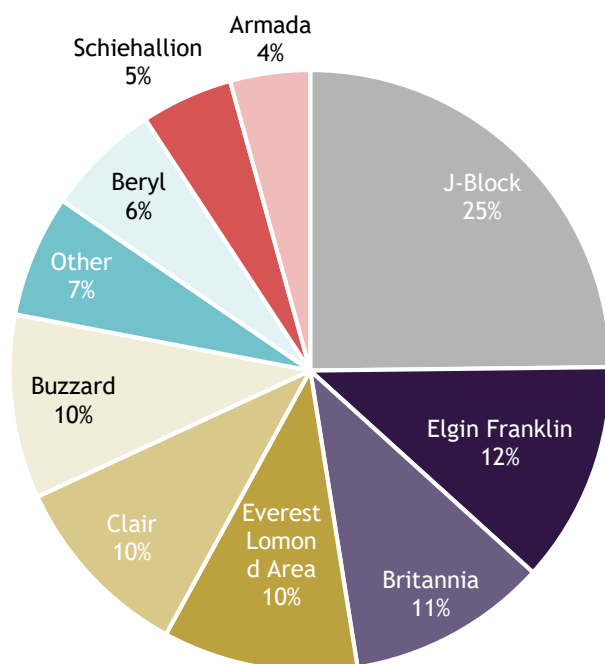


PremierOil

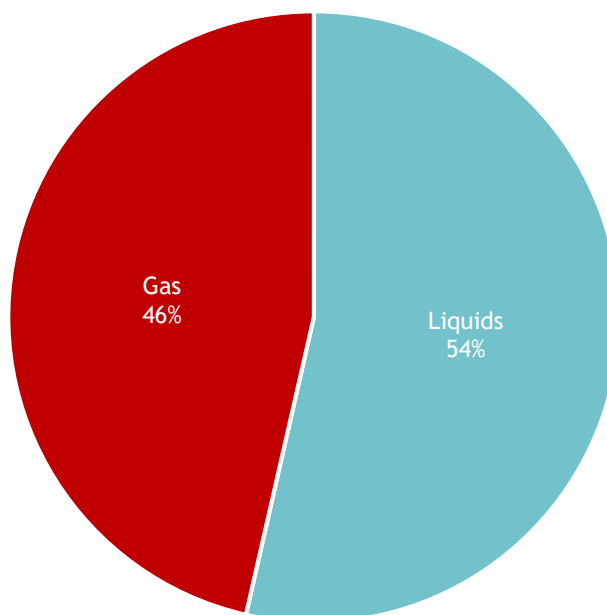
2P Reserves Breakdown

Diverse asset base with no single asset accounting for more than 25% of reserves, mix of oil & gas and with a high degree of operational control

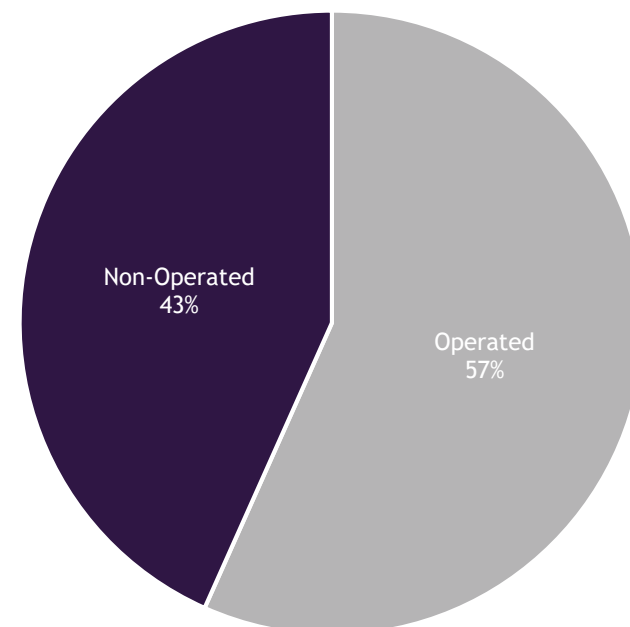
2P Reserves by Asset (%)



Hydrocarbon Mix (%)

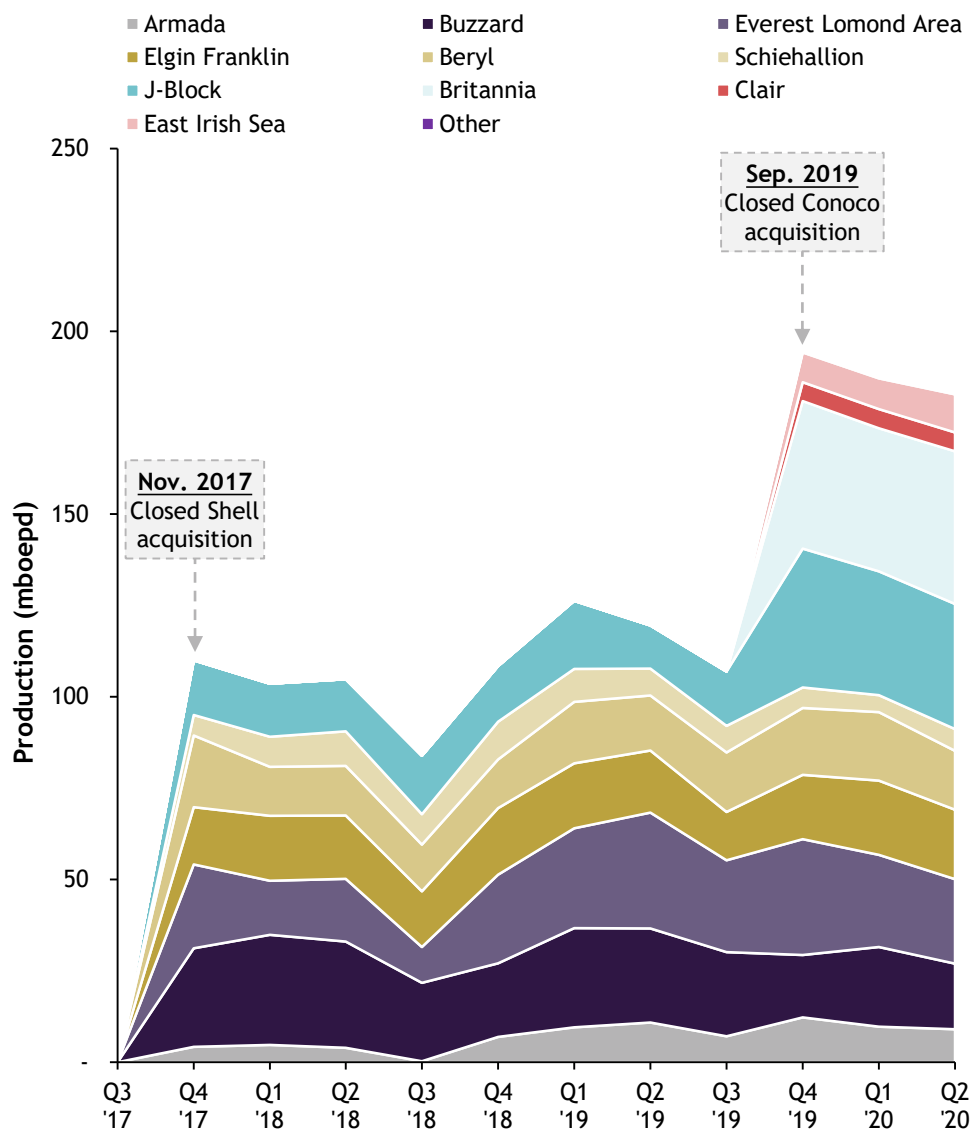


Operatorship (%)

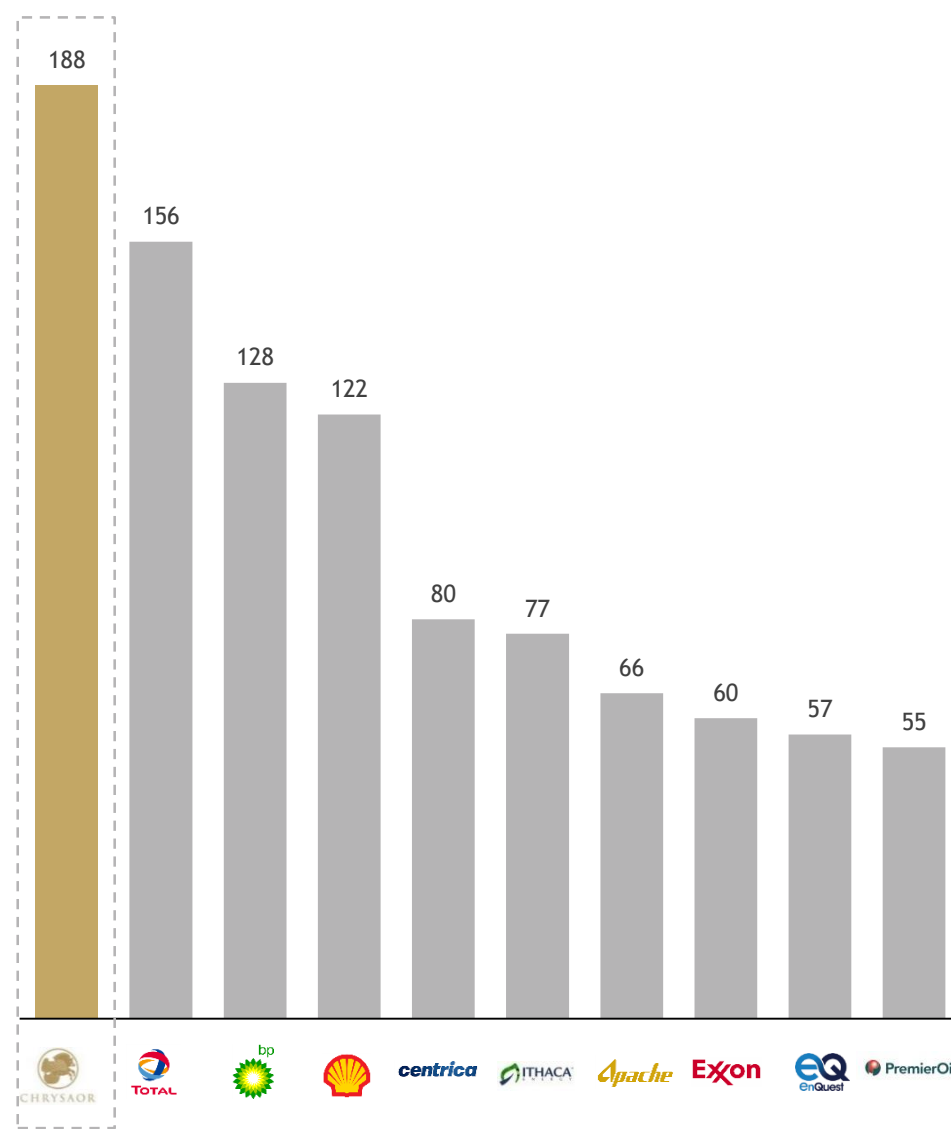


Diverse Production Base and Leading UK Position

Historical Production by Asset (mboepd)



2019A Daily Production (mboepd)¹



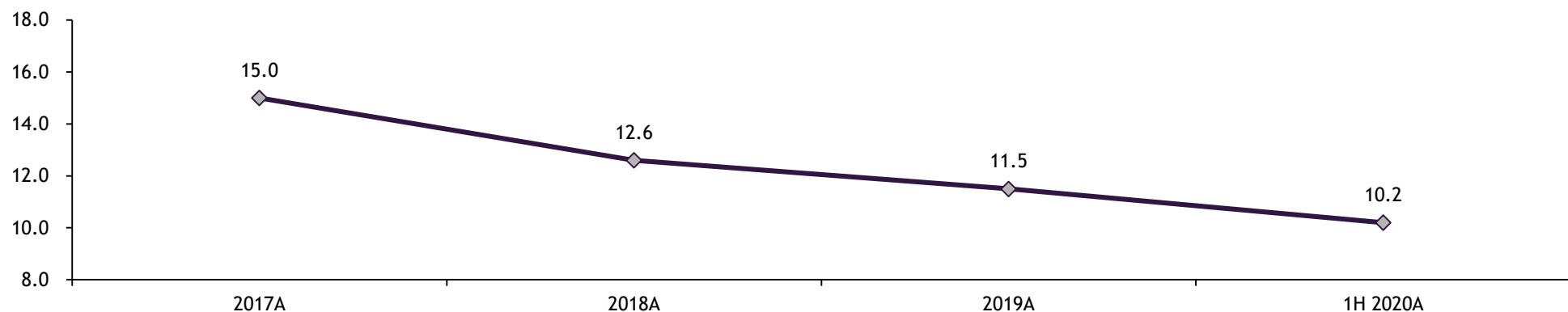
Source: Production numbers per Chrysaor actuals and Woodmac for peers
1. Chrysaor 2019A production pro-forma for full-year of COP production,



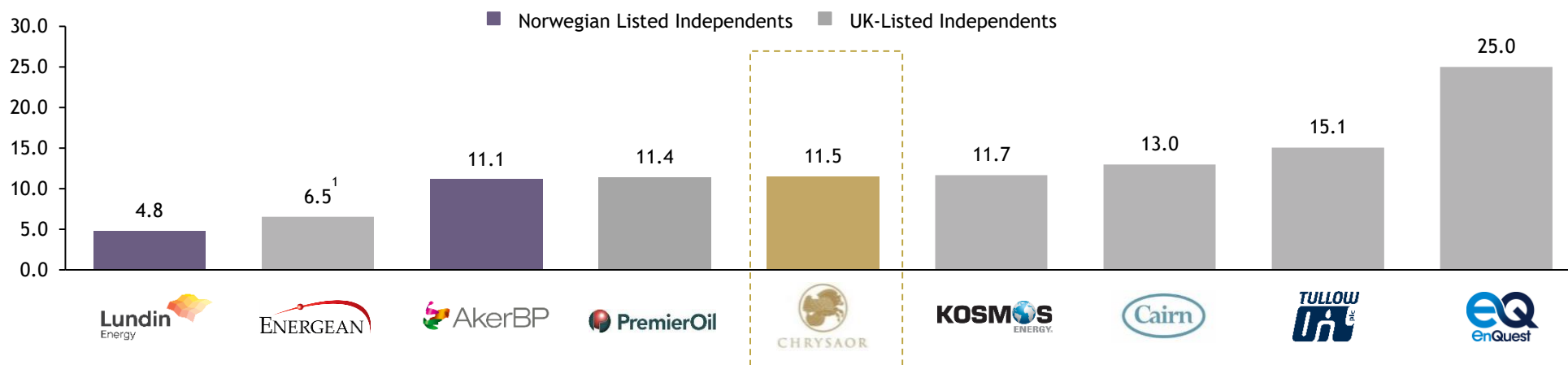
Competitive Operating Costs

Chrysaor has reduced unit operating costs by 32% since 2017

Chrysaor Average Unit Operating Costs (\$/boe)



Peer Group - 2019A Unit Operating Cost (\$/boe)

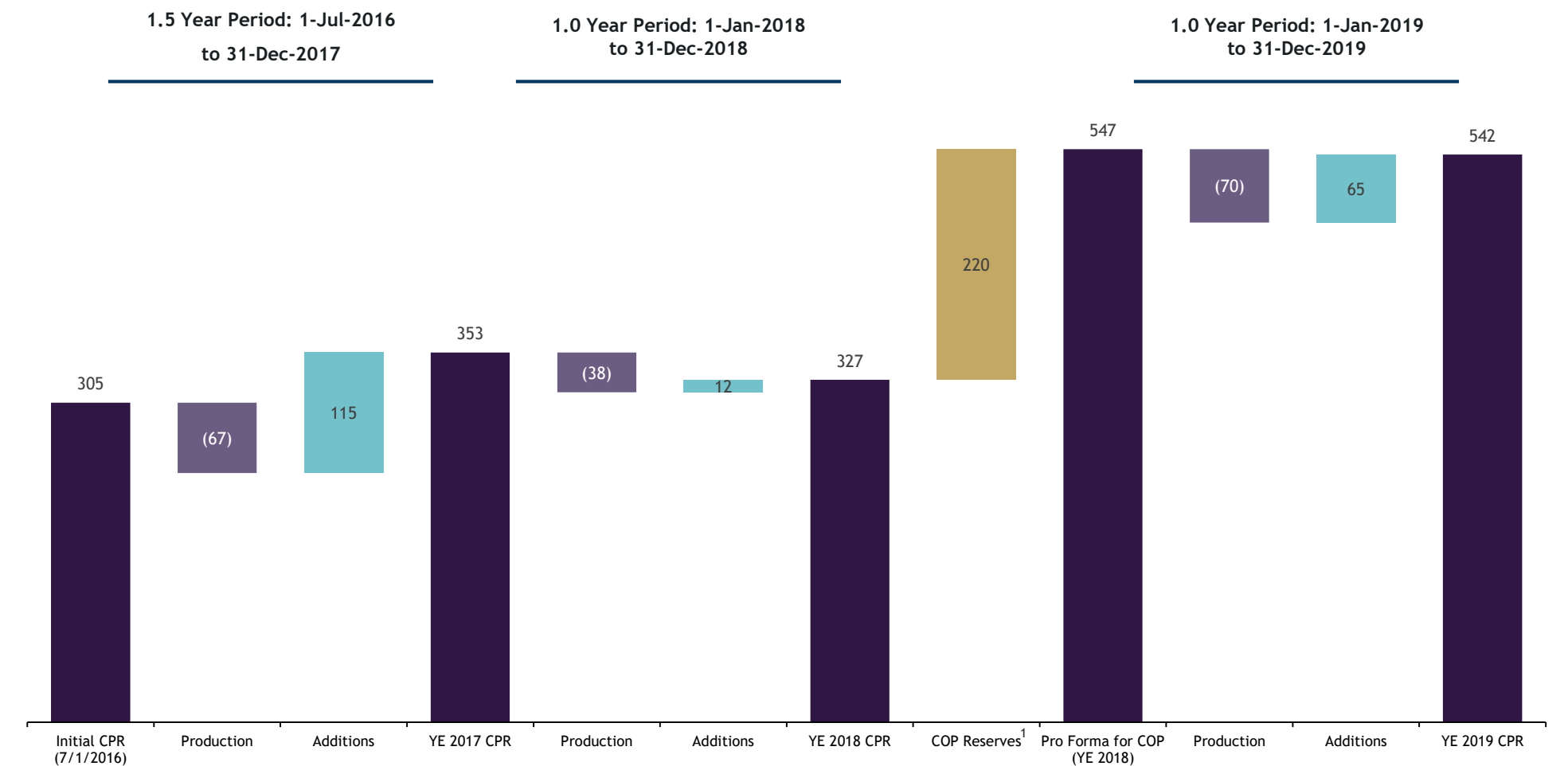


Source: Unit Operating Costs numbers per Chrysaor and Premier actuals and Woodmac for peers
¹Proforma figure including acquisition of Edison E&P; transaction has been signed but still to close

Successful O&G Reserve Replacement

Since the Shell acquisition in 2017, Chrysaor replaced >100% of production organically

Historical 2P Reserves Movement (mmboe)

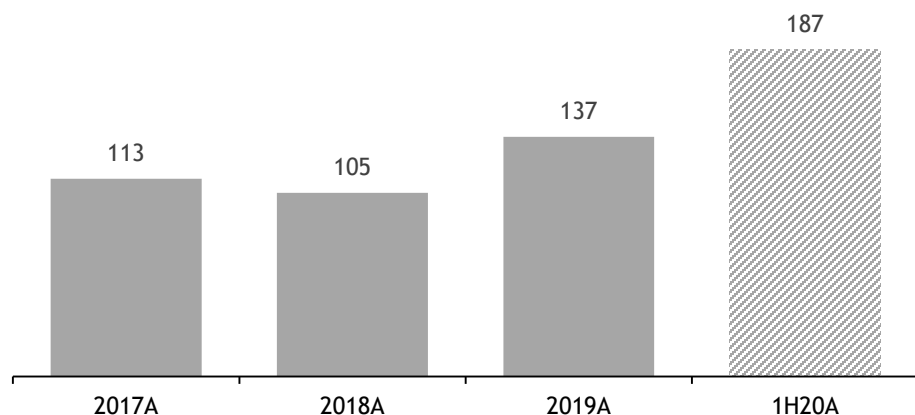


1. Remaining reserves for COP U.K. as of 1-Jan-2019

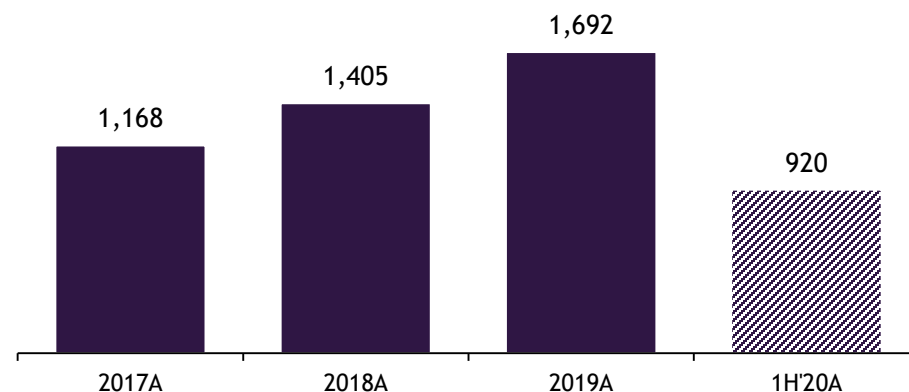


Chrysaor Summary Financials

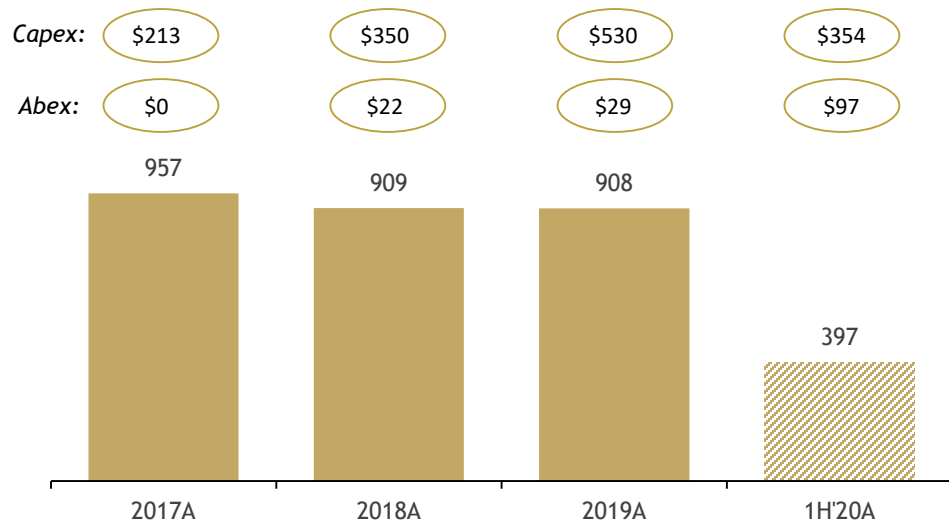
Production (mboepd)¹



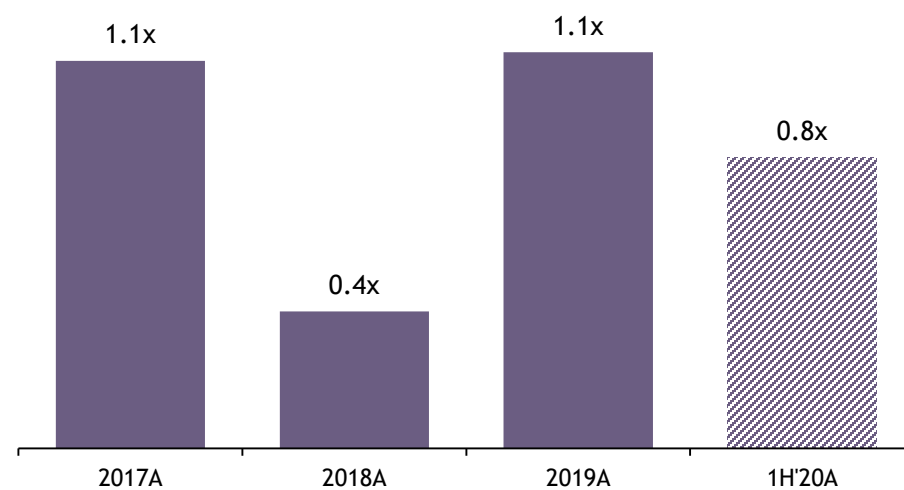
EBITDAX (\$mm)²



Free Cash Flow (\$mm)^{2,3}



Net Debt / LTM EBITDAX (x)²



1. 2017A pro-forma for full-year of Shell production (closed Nov-2017), 2019A includes two months of COP production (closed Oct-2019).
2. 2017A based on November-December figures annualized.
3. Free Cash Flow calculated as EBITDAX less Capex (incl. Exploration), Abex, Interest, and Taxes.

Balance Sheet Overview

Balance Sheet Summary at 30-June-2020

RBL Key Terms:

- Borrowing base of \$2.5bn and LC sub-limit of \$750mm; total facility size of \$3.0bn
- Annual borrowing base redetermination using CPR (independent reserves report) profile
- Ability to decrease margin by up to 5 bps if meet CO2 emission targets
- Recently refinanced traditional RBL into 'RBL lite' facility in step toward corporate style RCF, several key improvements
- Allowance for HY bond of up to \$1.0 billion

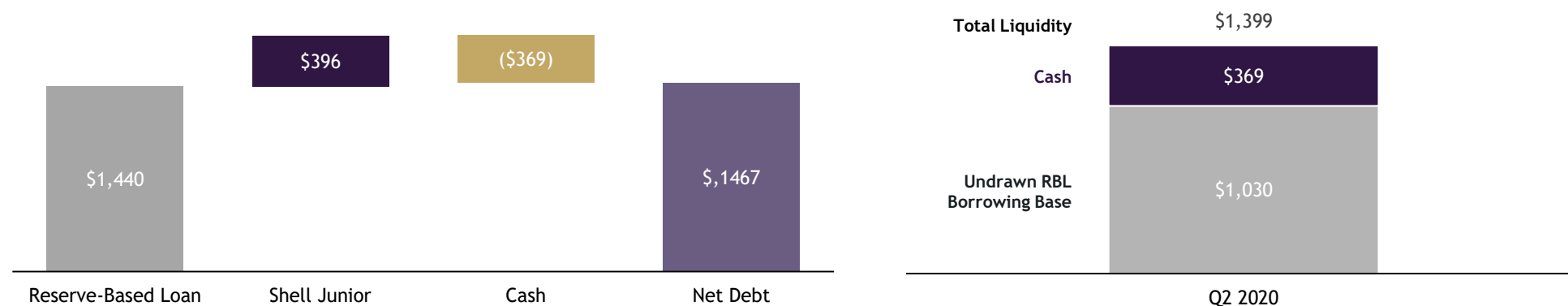
Shell Junior Key Terms:

- Financing provided by Shell during initial deal in 2017

| Security | Outstanding | Capacity | Rate |
|--------------------|----------------|----------------|-------------------|
| Reserve-Based Loan | \$1,440 | \$2,500 | L + 3.25% |
| Shell Junior | \$396 | \$400 | L + 5.25% |
| Total Debt | \$1,836 | \$2,900 | n.a. |
| Cash | \$369 | n.a. | n.a. |
| Net Debt | \$1,467 | n.a. | n.a. |
| Letter of Credit | \$527 | \$750 | 50% of RBL margin |

Liquidity of ~\$1.4bn from cash and undrawn RBL borrowing base

Net Debt & Liquidity as at 30-June-2020



Energy Transition & Climate Change

ESG¹ Highlights

ESG Leadership

Committed to industry ESG leadership and UK's Net Zero ambitions

GHG² Intensity

Lower carbon intensity than UK average with targets in place for further improvement

Debt Facility

Debt facility includes incentive for emissions reduction

Carbon Capture Initiative

Partnering with industry and government in development of CO2 Capture & Storage Solutions in UK

Carbon Capture Initiative



- Founding partner of the **Acorn** Carbon Capture & Storage (CCS) and Hydrogen Project at St Fergus, NE Scotland
- Industry partnership with Shell and Total, led by Pale Blue Dot Energy
- Also supported by the UK and Scottish Governments, and the European Union



Harbour
Energy



PremierOil

Chrysaor Leadership

Chrysaor Leadership Team



Phil Kirk | CEO

- **Chief Executive Officer**
- Served in a variety of roles in Hess including Head of Finance, North West Europe
- After leaving Hess in 2002, set up CH4 Energy with two other ex-Hess colleagues
- Founded Chrysaor in 2007 and has led the group since then



Andrew Osborne | CFO

- **Chief Financial Officer**
- Previously over 20 years Capital Markets experience in Investment Banking, latterly as a Managing Director responsible for Merrill Lynch's Natural Resources Equity Capital Markets and Broking business



Bob Fennell | EVP, Operations
Previous: Nexen, BP
Experience: 25+ Years



Patrick Wolfe | EVP, Operated Assets
Ex-Conoco
Experience: 30+ years



Steve Cox | EVP, Integration, Non-Operated Assets & Norway
Previous: Shell, BG Group
Experience: 25+ years



Karl Tolson | EVP, Technical Services
Previous: CH4, Petrofac
Experience: 25+ years



Glenn Brown | SVP, Subsurface and Resource Maturation
Previous: Maersk & OGA
Experience: 25+ years



Jenny Morris | SVP, Exploration
Previous: Equinor
Experience: 15+ years




Richard Tocher | SVP, DECOMMISSIONING & MAJOR PROJECTS
Previous: Conoco
Experience: 25+ years



Maurice Thomson | SVP, HSEQ
Previous: Conoco
Experience: 20+ years



Michael Tuffin | SVP, Commercial & Business Development
Previous: Shell, BG, Centrica, EnQuest & Total
Experience: 15+ years



Howard Landes | SVP, General Counsel
Previous: Shell, BG & Clifford Chance
Experience: 20+ years



Corinne Kelt | SVP, Human Resources
Previous: EnQuest, Centrica, Maersk, Kerr McGee, BP
Experience: 20+ years



Emma Spence | SVP, Excellence & Communications
Previous: Taqa
Experience: 14+ years



Harbour Energy



PremierOil

Chrysaor Governance | Board of Directors

Chrysaor Board of Directors

Chrysaor Equity Ownership



Linda Cook | Chairman
CEO at Harbour Energy



R. Blair Thomas | N.E.D.
CEO at EIG



Terence Jupp | N.E.D.
COO at Harbour Energy



Ben Vinocour | N.E.D.
CFO / Legal at
Harbour Energy



Steve Farris | N.E.D.
Former CEO of Apache



Andrew Jamieson | N.E.D.
Former Hoegh LNG, Shell



Bob Edwards | N.E.D.
Partner at NGP Energy



Phil Kirk | E.D.
CEO of Chrysaor

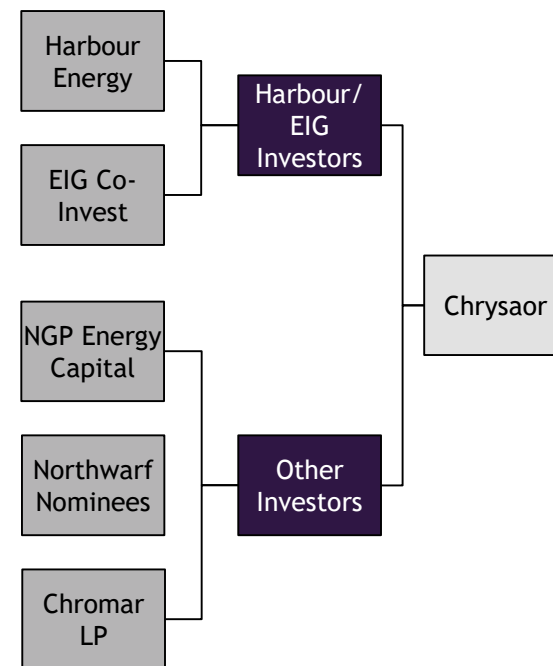


Andrew Osborne | E.D.
CFO of Chrysaor



Mark Brown | N.E.D.
Managing Partner at GNRI

| Investor | % Ownership of Chrysaor |
|-------------------------|-------------------------|
| Harbour Energy | 50.20% |
| EIG (Harbour) Co-Invest | 39.40% |
| NGP Energy Capital | 4.12% |
| Northwarf Nominees | 4.12% |
| Chromar LP | 1.77% |
| Other | 0.39% |
| Total | 100.00% |



Summary - Chrysaor



Material production generating significant near/mid-term free cash flow



Diverse portfolio (multiple hubs, mix of oil & gas) with a high degree of operational control



Robust margins...with additional cost synergies to come



Strong balance sheet with material liquidity protected by a well-positioned hedge book



Focus on safety and environment highlighted by proven track record & highly competent organisation



Large 2P and 2C resource base including exposure to highly prospective West of Shetlands region



Considerable opportunities for growth including through exploration and synergistic acquisitions



Considerable inventory of drilling and development opportunities further extends hub & area life



Section 3

Proposed Combination with Premier Oil



Transaction overview and key terms

PROPOSED MERGER OF PREMIER AND CHRYSAOR

- Premier to acquire Chrysaor, comprising a reverse takeover for Premier under the Listing Rules
- Premier's London listing retained
- Completion anticipated during Q1 2021
 - Shareholder and creditor approvals required

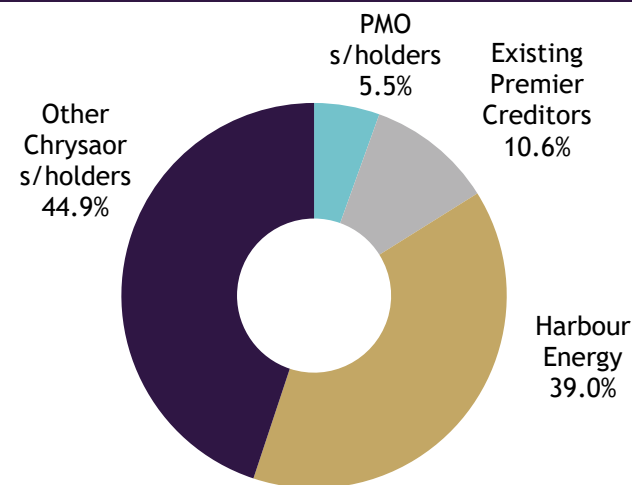
KEY TERMS

- Premier's stakeholders will own up to 23% and Harbour plus other Chrysaor shareholders at least 77%
 - Shown in the adjacent pie chart is a pro-forma 16% (Existing Premier creditors and shareholders), 84% (Harbour Energy and other Chrysaor shareholders) indicative split
 - Actual shareholding will vary depending on level of creditor take-up of a partial cash alternative (instead of equity)
- Premier's c.\$2.7bn of gross debt and other liabilities repaid and cancelled:
 - Creditors will receive \$1.23bn in cash
 - Refinancing/replacement of LCs of c.\$400mm
 - Equity in Combined Group (with a partial cash alternative, capped at \$175mm)

GOVERNANCE

- Board to consist of 11 directors
 - 3 Executive Directors: Linda Z Cook (CEO), Phil Kirk (President, CEO Europe), and CFO
 - 2 Harbour Energy appointees
 - 6 Independent Directors (industry, financial, ESG experience)
- One Independent Director to be appointed Senior Independent Director
- Board Committees to be mainly comprised of Independent Directors

PRO-FORMA OWNERSHIP STRUCTURE



Note: Assumes full take up by creditors of the partial cash alternative. Free float to be greater than 40%⁽²⁾

| Ownership | Lock-up |
|--|--|
| Existing Premier Shareholders | None |
| Existing Premier Creditors | Small holders (< 2.7%): none; Large holders: 3-6 months |
| Harbour Energy | 12 months |
| Other Chrysaor Shareholders ⁽¹⁾ | 6 months |

Combination with Premier - Compelling Strategic Logic

1

Creates the UK's largest-listed independent O&G company

- Combined production of >250 mboepd in H1 2020
- Significant international growth opportunities
- Upper tier of FTSE250
- Competitive within peer group of large, international, independent O&G companies (AkerBP, Lundin, Apache, Hess, Marathon, etc)

2

Creates a diversified UK business of scale with significant operated position

- High quality operated hubs: Britannia, J-Area, AELE, Catcher and Tolmount
- Interests in other UK producing hubs: Clair, Buzzard, Beryl, Elgin-Franklin and Schiehallion
- Top quartile UK operating costs
- Access to infrastructure

3

Combines two highly complementary businesses

- Substantial cost synergies: UK operations, G&A, financing costs
- Material tax synergies; accelerates use of Premier's \$4.1bn tax losses
- Complementary UK positions plus global footprint...balance between oil and gas
- High degree of operational control
- Opportunity to combine strategies related to reducing carbon footprint

4

Creates a business with a stable platform for future growth

- Producing assets generate free cash flow for re-investment
- Combined portfolio of organic investment opportunities - capital allocation drives higher returns
- Global footprint enables broader set of organic and inorganic growth options

5

Creates a Combined Group with a strong financial position

- Strong balance sheet and sustainable financing structure
- Positions the business to target an investment grade credit rating
- Potential to offer a dividend for shareholders over time

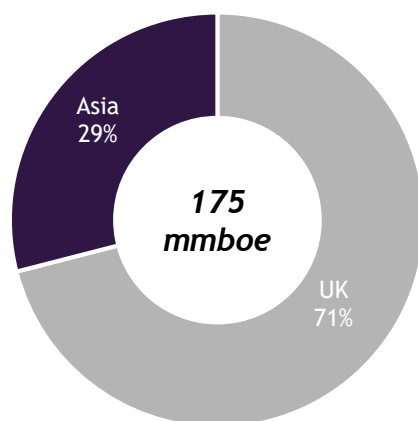


Premier Oil Overview

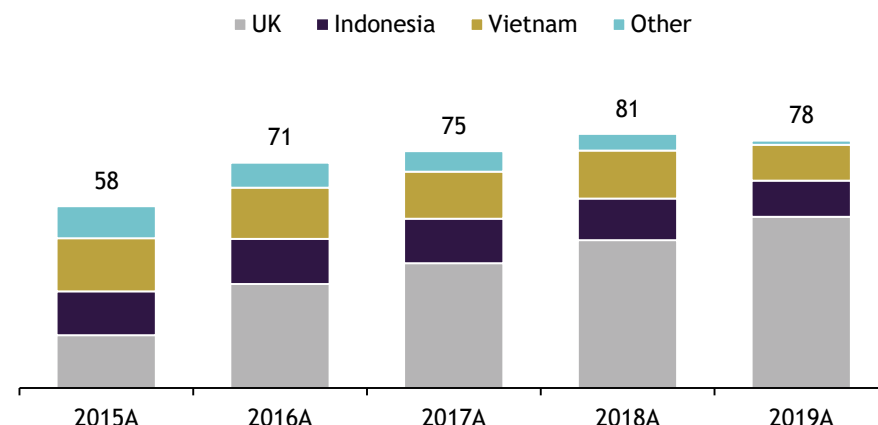
Company Overview

- Premier Oil is a leading independent exploration and production company listed on the London Stock Exchange (LSE)
- The company was founded in 1934 in Scotland to pursue oil and gas exploration and production activities in Trinidad
- Global footprint:
 - Material producing assets in the UK, Vietnam and Indonesia
 - Key development opportunities in Mexico, the Falklands and Indonesia
- Over \$4.0 billion tax loss position in the UK
- Recent challenges due to high leverage and commodity price drop

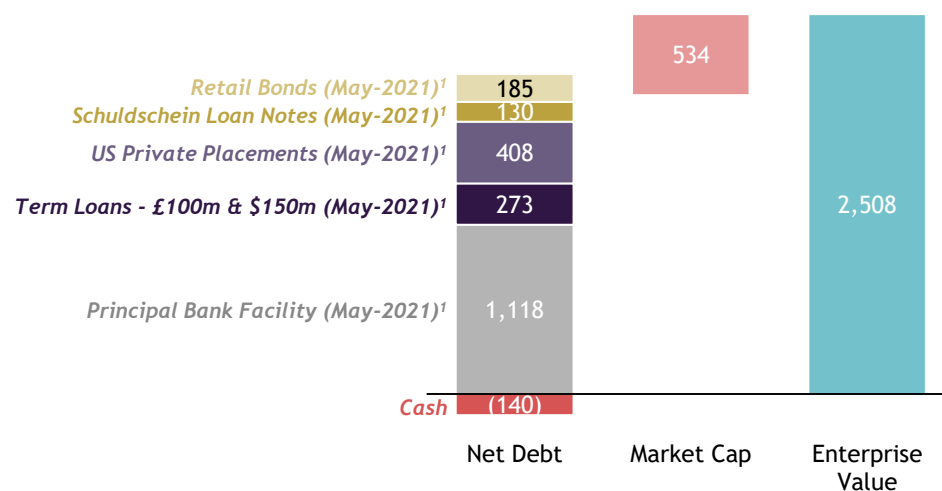
2P Reserves as at YE2019 (mmboe)



Production History (mboepd)



Capitalization as at 30-Jun-2020 (\$mm)



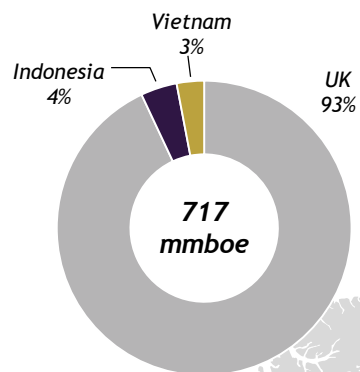
Harbour
Energy



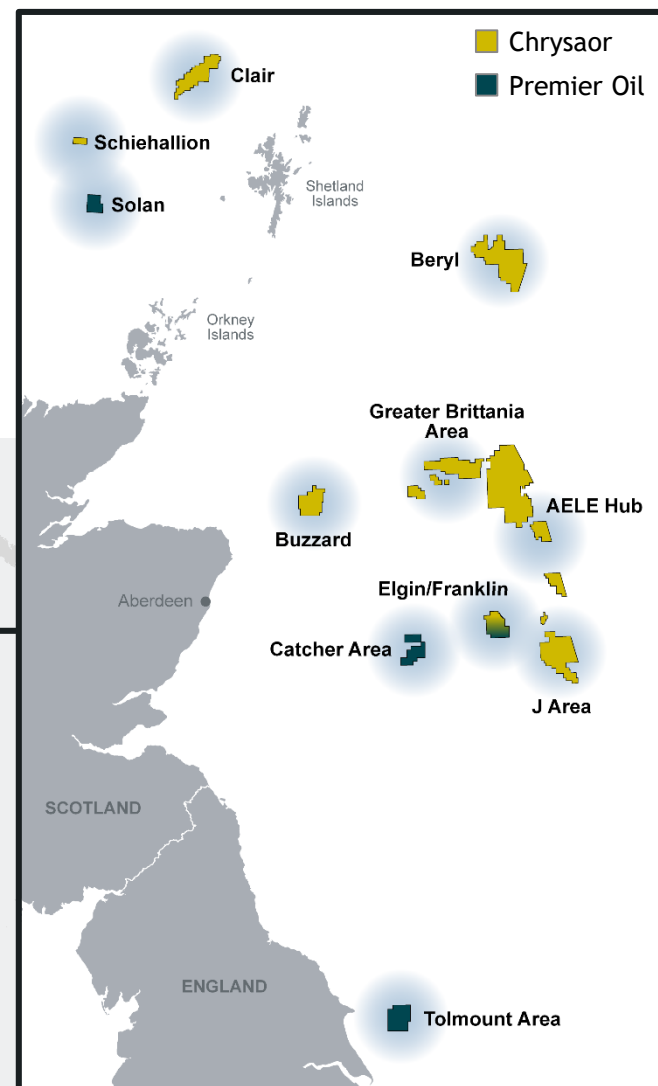
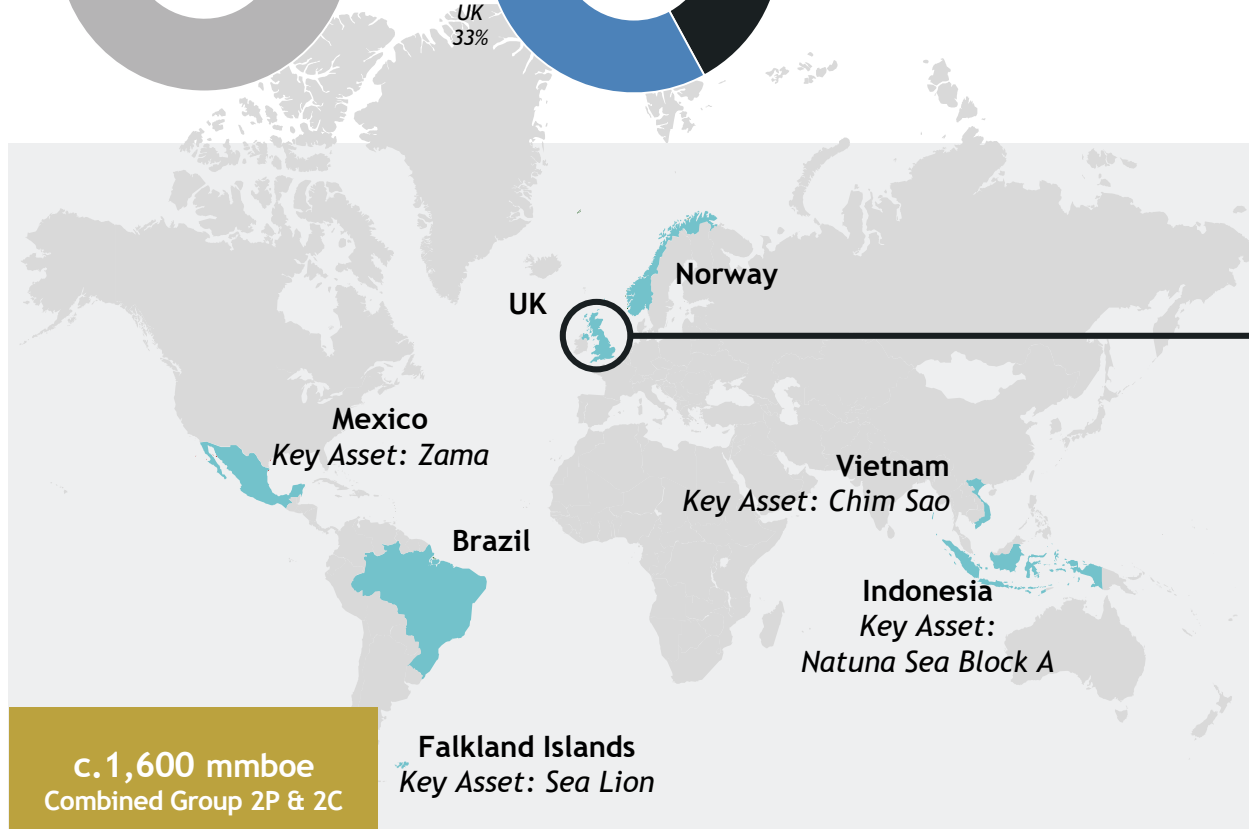
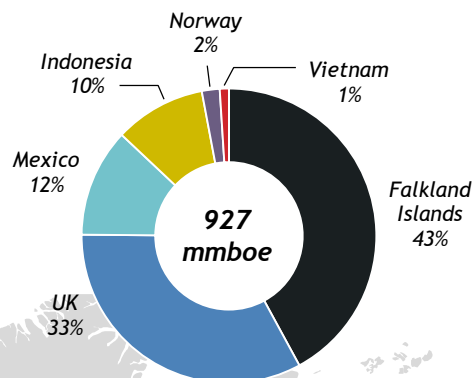
PremierOil

Combined Company: Global portfolio with leading UK position

2P Reserves as at YE2019



2C Resources as at YE2019



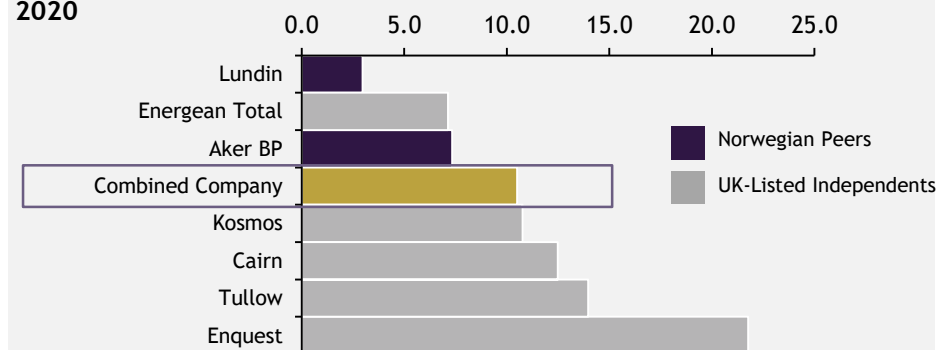
Combined Company - Key Operational Metrics

Commentary

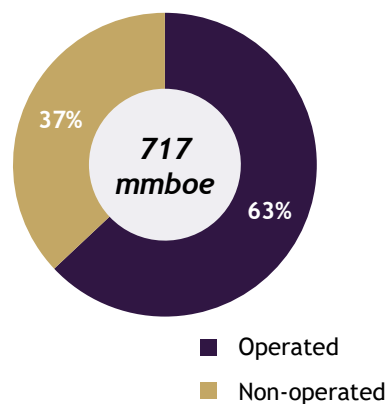
- Diversified asset base with global footprint
- High degree of operating control enables opportunity to pursue efficiencies and drive investment decisions
- Low operating cost base
- Significant operating cash flow generation
- Material hedging programme provides downside protection
- Balanced mix of oil vs natural gas

OPEX/BBL - Peers Benchmarking¹

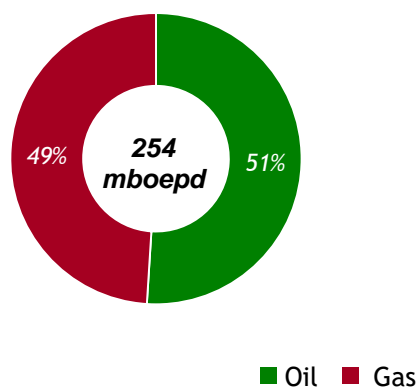
2020



2P Reserves at YE'19

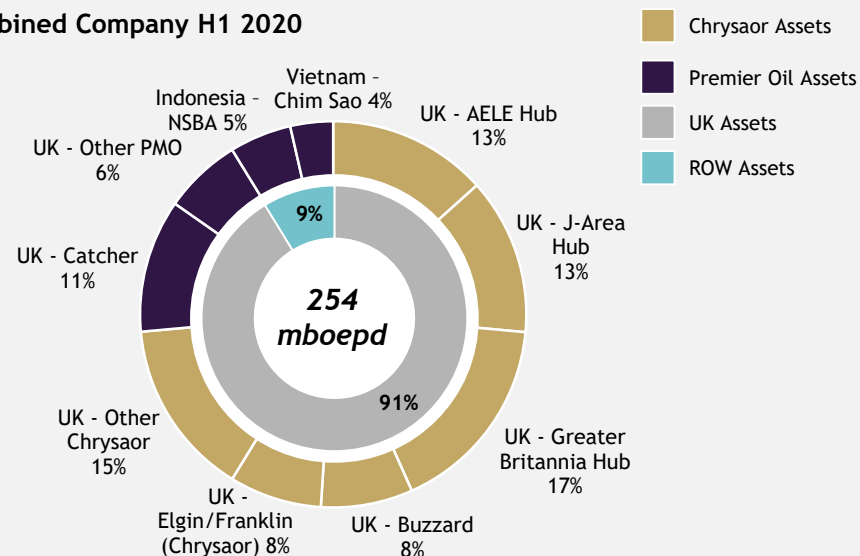


Production by Type 1H'20



Diversification of production

Combined Company H1 2020



Summary of Financial and Operational KPIs

| H1 2020 | | | | |
|-------------|---|-------------|----------|---|
| | KPIs | Premier Oil | Chrysaor | Unaudited Combined Company ¹ |
| Operational | Production (mboepd) | 67 | 187 | 254 |
| | 2P Reserves (mmboe) <i>Year End 2019</i> | 175 | 542 | 717 |
| Financial | Revenue (\$mm) | 531 | 1,230 | 1,761 |
| | EBITDAX (\$mm) | 352 | 920 | 1,272 |
| | Opex/boe (\$/boe) | 11.4 | 10.2 | 10.5 |
| | CAPEX (\$mm) | 141 | 317 | 457 |
| | Cash Flow from Operations (\$mm) | 324 | 946 | 1,270 |

Source: Company Information

1. Subject to adjustment for different accounting treatment between Chrysaor and Premier; simple summation shown



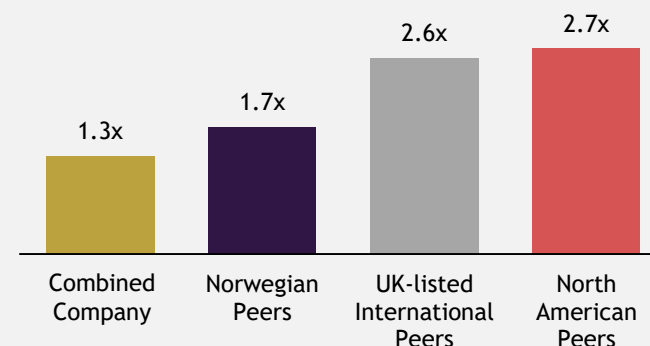
Financing the combined company

Commentary

- Simplified capital structure and strong balance sheet
- Significantly lower cost of debt
 - Current Premier average cost of debt ~7.9%¹
 - Combined Company average cost of debt ~3.5%²
- Financial flexibility and capital allocation optionality to fund further growth
- Positions the business to target an investment grade credit rating
- Potential to offer a meaningful dividend for shareholders over time

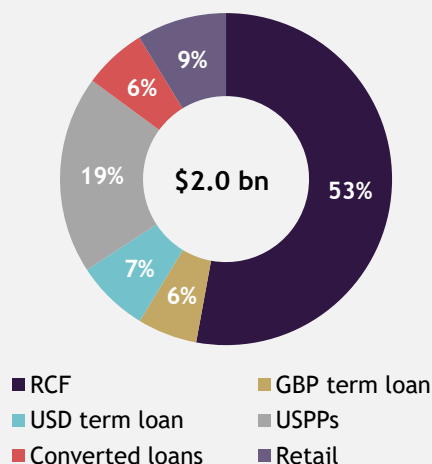
Leverage Ratio⁴

Net debt/EBITDAX as at 30-June-2020

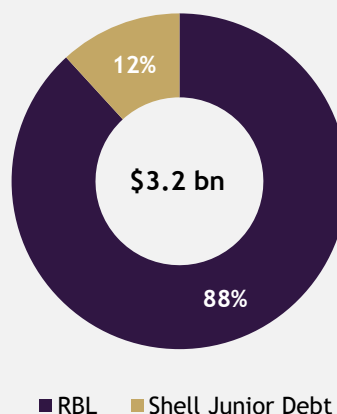


Capital Structure³

Premier as at 30-June-2020



Combined Company at Completion



Simplified Capital Structure

Reserve Based Lending Facility

- Up to \$4.5bn facility, including up to \$1.25bn of LCs
- 7 year tenor from underwriting commitment
 - 2 year repayment grace period
- Interest rate of L + 3.25%
- Margin adjustment incentive linked to carbon emission reductions

Shell Junior Debt

- \$400mm amortising facility
- First payment due in June 2022
- Sustainable, long-term financial footing

Estimated net debt of c. \$3.2bn on completion

1. H1 2020 PremierOil Interim Results
 2. Based on forecast debt amount and LC position at completion
 3. Excludes cross currency swaps and letters of credits
 4. Norwegian Peers: Lundin Energy, Aker BP. UK-listed International Peers: Tullow Oil, Diversified G&O North American Peers: Apache, Hess, Marathon Oil, Murphy Oil

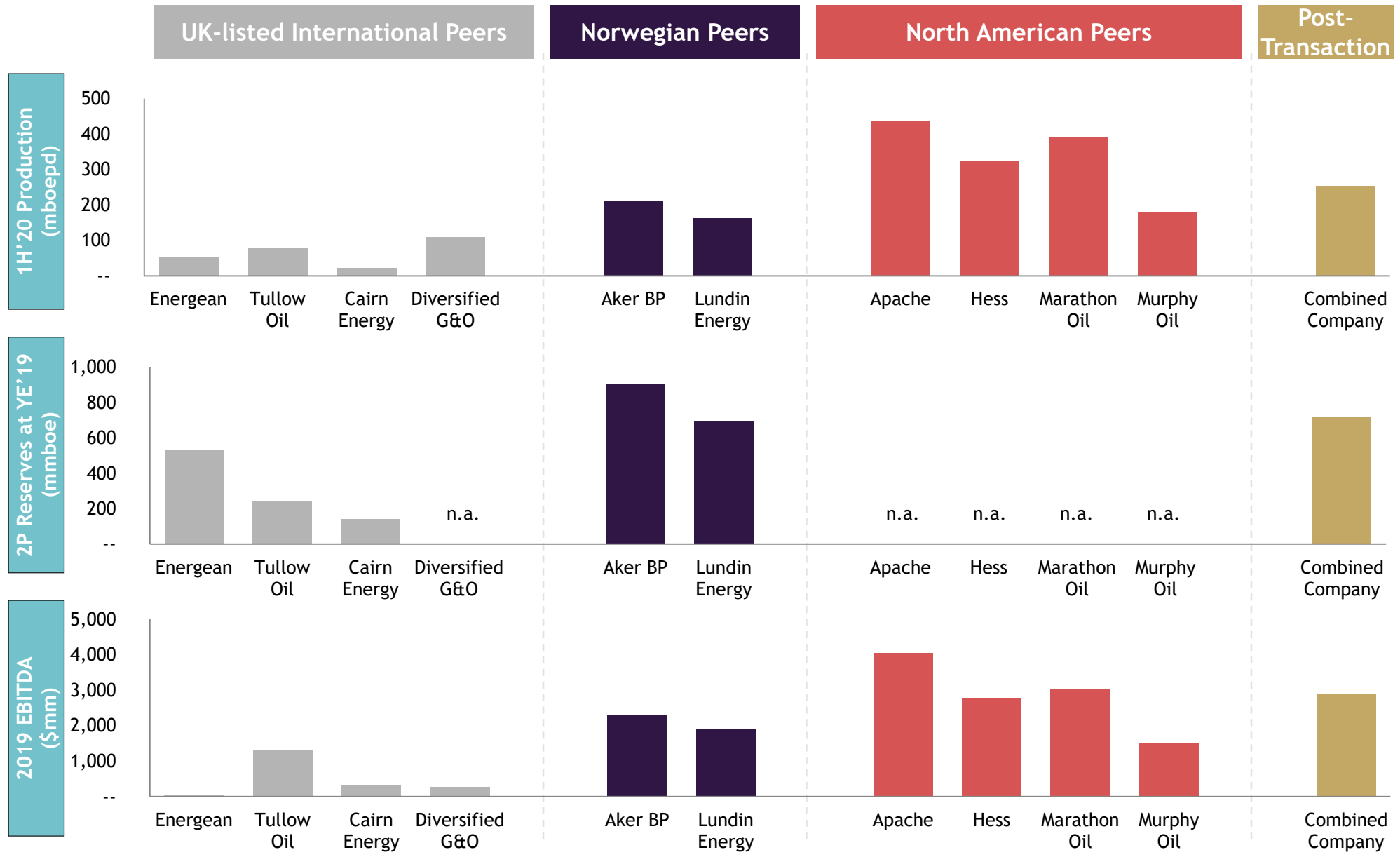


Harbour
Energy



PremierOil

Creating a New, Global Independent O&G company



Source: Company filings, FactSet

Section 5

Summary



Combination with Premier - Compelling Strategic Logic

1

Creates the UK's largest-listed independent O&G company

- Combined production of >250 mboepd in H1 2020
- Significant international growth opportunities
- Upper tier of FTSE250
- Competitive within peer group of large, international, independent O&G companies (AkerBP, Lundin, Apache, Hess, Marathon, etc)

2

Creates a diversified UK business of scale with significant operated position

- High quality operated hubs: Britannia, J-Area, AELE, Catcher and Tolmount
- Interests in other UK producing hubs: Clair, Buzzard, Beryl, Elgin-Franklin and Schiehallion
- Top quartile UK operating costs
- Access to infrastructure

3

Combines two highly complementary businesses

- Substantial cost synergies: UK operations, G&A, financing costs
- Material tax synergies; accelerates use of Premier's \$4.1bn tax losses
- Complementary UK positions plus global footprint...balance between oil and gas
- High degree of operational control
- Opportunity to combine strategies related to reducing carbon footprint

4

Creates a business with a stable platform for future growth

- Producing assets generate free cash flow for re-investment
- Combined portfolio of organic investment opportunities - capital allocation drives higher returns
- Global footprint enables broader set of organic and inorganic growth options

5

Creates a Combined Group with a strong financial position

- Strong balance sheet and sustainable financing structure
- Positions the business to target an investment grade credit rating
- Potential to offer a dividend for shareholders over time



Contact Information

Investor Relations

Contacts: Elizabeth Brooks / Lucy Driver

Telephone: +44 (0)20 7824 1116 / +44 (0)20 7824 1113

Email: investor.relations@premier-oil.com