

# Infrastructure Code of Practice














## Jade



**Jade** is a high pressure/high temperature (HP/HT) development composed of pre-Cretaceous reservoirs. It consists of a normally unmanned installation (NUI) tied back, via a subsea pipeline, to the Judy Host Facility from which all operations are controlled. Hydrocarbons were first discovered in 1995 and extensive geological, geophysical and reservoir work has taken place to determine the full extent of reserves in the field. Production is carried back to the Judy platform for processing and onward to Teesside.

Key Facts	
Field	Jade
Block	30/2c and 30/7b
Sector	U.K. Central North Sea
Approx. distance to land	130 nautical miles SE of Aberdeen
Water Depth	79 metres (259 feet)
Hydrocarbons Produced	Gas and oil/condensate
Export Method	<b>Via Judy Platform:</b> From Judy, gas goes to Teesside via the CATS pipeline From Judy, liquids go to Teesside via the Norpipe system
Manned / Unmanned	Unmanned
Operated /Non-Operated	Operated
% of Harbour Energy Equity	67.5%
First Production	February 2002
Accommodation On Board	12 (on a temporary basis)
Key Commercial Terms	Currently there are no agreements in place with third parties for the transportation and/or processing of product via Jade

Infrastructure Information	
Entry Specification:	The entry specification for any future third party production is dependent upon the point at which such production would enter the Jade facilities and the composition of production already being processed at that time. The entry specification will cover areas that affect onward processing and transportation as well as those which impact the Jade and Judy facilities e.g., slugging limitations and contaminants.
Exit Specification:	Need to meet the Jade/Judy TPA delivery specifications. For liquid and gas exit specifications ex processing on Judy see Judy ICOP information.

High Level Capacity Information						
The basic capacity information is portrayed by colour coded 'traffic lights' that reflect thresholds of availability over the next 5 years.						
>25% capacity available		5% - 25% capacity available		< 5% capacity available		
Jade Platform		Ullage as % of System Capacity				Comment
Firm Processing Capacity Available		2024	2025	2026	2027	
Jade HP separator processing capacity (gas)						At 30 bar. Jade HP separator is located on Judy.
Jade HP separator processing capacity (liquids)						
Gas compression capacity						Refer to Judy for treatment capacity as all Jasmine fields are treated on Judy platform.
Gas treatment capacity						
Gas lift capacity						
Produced water handling capacity						
Dehydration capacity						
H2S removal capacity						
Water injection capacity						

**Disclaimer:** While this information has been prepared in good faith, no warranty or representation (implied or expressed) is made as to its accuracy, completeness or relevance for use by any other party and no liability is accepted by Harbour Energy under any circumstances relating to the information and the use thereof.

Last update: January 2024

### Contact Information

[Email: icop@harbourenergy.com](mailto:icop@harbourenergy.com)